

Service Note		
Product	Description:	Service note no.
VoiceWorks VoiceWorks Plus VoiceDoubler	3,3V and GND wires from main to front PCB	Sno-T105

Reason for note:

This Sno 105 fixes some problems on some units related to: The unit freezing up, not booting, or randomly going into the mix screen.


Solution: This Sno makes soldered wire connections of both D+3V3 and DGND from the main PCB to the front PCB.

D+3V3 Modification


1. Solder 20cm long wire type AWG-24 UL/CSA to pin J8.10 on the main PCB. Solder the other end of the wire to J1.1 on the front PCB.

DGND Modification


2. Using a 20cm long mod wire type AWG-24 UL/CSA, solder from J1.12 on the front PCB to The GND point beside C187 on the main PCB.



Main PCB D+3V3 - Wire soldered to J8.10



Front PCB- Wires soldered to J1.1 and J1.12



Main PCB DGND- Wire Soldered to GND location

IMPORTANT:

This Service note should only be carried out by skilled technicians.