



C48:4

Part list

LAB.GRUPPEN

| For safety critical components please contact Labgruppen for the right manufacturer | | | | | | | |
|---|--|--|--|------------|---------------|---|---|
| Item number | Safety critical | Item name | Replaces | Designator | Service level | | |
| Power Supply | | See restriction n3 on how to find our item names | | | 1 | 2 | 3 |
| SMPS-A03-F10 | | SMPS-A03-F10 FCT | Replaces SP140FXXX type F10 (See restriction nr1) because of deviations between 230V and 115V | | | | X |
| SP100F-F02 | | Smpls 10kW Flyback Final Assembly Type 02 | Replaces all SP100FXXX type F02 (see restriction nr1 and nr2) because of compatibility problems with MISXXX board and deviations between 115V and 230V amps | | | | X |
| SP100F-F02 | | Smpls 10kW Flyback Final Assembly Type 52 | Replaces all SP100FXXX type F52 (see restriction nr1 and nr2) because of compatibility problems with MISXXX board and deviations between 115V and 230V amps | | | | X |
| T2K5WF160VPM877A |  | Transformer 2kW flyback 160V core pm8770 type A | See restriction nr7 for new mounting instructions | K1 | | | X |
| TCET1102G |  | Ic Photocoupler Tcet1102g | | U2,U3,U4 | | | X |
| PWMF107a-F01 | | Pulse Width Modulator Flyback 1 Rev.07a Final Assembly Type 01 | | U1 | | | X |
| FPMSA | | Front Panel Magnetic Shield Type A | | | | | X |
| BC549C | | Transistor Bipolar Signal Bc549c | | Q5,Q9 | | | X |
| BC559C | | Transistor Bipolar Signal Bc559c | | Q7 | | | X |
| BYM26E | | Diode Power Switch Bym26e | | D2, D5 | | | X |
| 6n8250VMMK5 | | Capacitor Polyester 6n8 250V Mmk 5mm | | C12 | | | X |

C48:4

Part list

| | | | | | | | |
|----------------|--|--|--|-----------------------------|--|--|---|
| STTA3006PI | | Diode Power Stta3006pi 600v Isolated Dop3i | | D16, D17 | | | X |
| 5V6.4W2% | | Diode Zener 5V6 .4W 2% | | D12,D13,D23,D24,D2 6,D27 | | | X |
| MPSA42 | | Transistor Bipolar Signal Mpsa42 | | Q8 | | | X |
| MPSA92 | | Transistor Bipolar Signal Mpsa92 | | Q10 | | | X |
| BYT30PI1000 | | Diode Power Byt30pi1000 Isolated | | D3 | | | X |
| SGW25N120 | | Transistor Igbt Power Sgw25n120 | | Q2 | | | X |
| 12V.4W5% | | Diode zener 12V.4w 5% | | D19, D25 | | | X |
| 400uHETD29ST | | Inductor 400uH Etd29gsp | | | | | X |
| STTA1512PI | | Diode Power Stta1512pi 1200v Isolated Dop3i | | D6 | | | X |
| 15V1.3W5% | | Diode Zener 15V 1.3W 5% | | D4 | | | X |
| 1N4148 | | Diode Signal 1n4148 | | D21, D22 | | | X |
| PN4392 | | Transistor Jfet Signal Pn4392 | | Q6 | | | X |
| 47uHA | | Inductor 47uH Axial | | | | | x |
| MPPM8770 | | Mounting Plate For Core Pm8770 | | K1 | | | X |
| MRT204x80 | | Screw ISO 14583 Tx-20 M4x80 + ZPL | | K1 | | | X |
| M6MM4 | | Nut DIN 934 M4 + ZPL | | K1 | | | X |
| FBB4.1SV | | Spring Washer DIN 127 B M4 + Conventec 7269 | | K1 | | | X |
| 2200u160V35x45 | | Capacitor Electrolytic 2200u 160V 35x45mm Snap In | | | | | x |
| 2200u200V30x50 | | Capacitor electrolytic 2200u 200V 30x50mm snap | | | | | x |
| 330K.6W1% | | Resistor Metal Film 330k .6W 1% | | R32, R41 | | | x |
| CLCFPM877007 | | Clip For Coil Form Pm8770 rev.07 | | | | | x |

C48:4

Part list

LAB.GRUPPEN

| INPUT and OUTPUT | | | | | | | |
|------------------|--|---|---|--|--|--|---|
| AICO414-F03-T | | AICO414-F03-T FCT | Replaces AICO411a-F03 too AICO414a-F03-T | | | | X |
| AICO412d-F03 | | AICO 4channel rev12vers.d Final Assembly type 03 | Replaces AICO49c, AICO49d and AICO410d type F03 (see restriction nr4) because of compatibility problems with the A25TDXXX board | | | | X |
| AICO412e-F03 | | AICO 4channel rev12vers.e Final Assembly type 03 | from AICO49a-F03 too AICO49b-F03 (see restriction nr4) because of compatibility problems with the A25TDXXX board | | | | X |
| AICO412f-F03 | | AICO 4channel rev12vers.f Final Assembly type 03 | AICO410e-F03 (see restriction nr4) because of compatibility problems with the A25TDXXX board | | | | X |
| OCH4A-02Aa | | Output Connector Horizontal 4 Channel TypeA rev.02 Vers Aa | | P4, P6 | | | X |
| LM317FP | | Ic Voltage Regulator Lm317 Full Pack | | U405 | | | X |
| PCSPCO1A5V | | Relay Pcb Singel Pole Change Over 1a 5v | | RE402 | | | X |
| 74HCT4051D | | Ic 2-input AND gate 74AHCT1G08 TSSOP-5 | | U410 | | | X |
| HEF4094BT+- | | Ic Comparator Lm393D SOIC-8 | | U414 | | | X |
| 2N7002 | | Transistor MOSFET 2N7002 SOT-23 | | Q3, Q5, Q103, Q105, Q205, Q203, Q303, Q305 | | | X |
| BAW56 | | Diode Double BAW56 SOT-23 | | D3, D103, D203, D303 | | | X |

C48:4

Part list

| | | | | | | | |
|--------------|--|--|--|--|--|--|---|
| BC847C | | Transistor Bipolar Signal BC847C SOT-23 | | Q1, Q101, Q201, Q301 | | | X |
| BC857C | | Transistor Bipolar Signal BC857C SOT-23 | | Q2, Q102, Q202, Q302, | | | X |
| NE5532D | | IC Operational Amplifier NE5532D SOIC-8 | | U5, U6, U105, U106, U205, U206, U305, U306 | | | X |
| BZX84C24 | | BZX84C24 | | D406 | | | X |
| TIP122FP | | Transistor Bipolar Darlington Power Tip122 Fullpack | | Q401 | | | X |
| HEF4021BT+- | | HEF4021BT+- | | | | | x |
| CASO2x41M200 | | Cable Assembly Socket 2x4pole 1m L200mm | | P1 | | | X |
| CASO2x41M150 | | Cable Assembly Socket 2x4pole 1m L150mm | | P301 | | | X |
| CASO2x41M310 | | Cable assembly socket 2x4pole 1M L310mm | | P101, P201 | | | X |
| CASO2x51M270 | | Cable Assembly Socket 2x5pole 1m L270mm | | P403 | | | X |
| CASO2x81M230 | | Cable Assembly Socket 2x8pole 1m L230mm | | P407 | | | X |

| | | | | | | | |
|------------------|--|--|---|--|--|--|---|
| Amp Board | | | | | | | |
| A25TD-17C-T | | A25TD-17C-T FCT | Replaces A25TD13c-F03 up too A25TD16XXX-F03. | | | | X |
| A25TD11a-F03 | | Amplifier 2k5w Class TD rev11.vers.a Final Assembly Type 01 | This board is not replaceable, please contact Labgruppen for help on how to repair this product | | | | X |
| A25TD09-F03 | | Amplifier 2k5kW classTD rev09 Final Assembly type 01 | Replaces A25TD09-F03. See restriction nr4) because of compatibility problems with AICO4XXX board | | | | X |


C48:4





Part list

| | | | | | | | |
|-------------|--|---|-----------------------------------|---|--|--|---|
| NJW1302 | | Transistor Bipolar Power Pnp 2sa1294 | Replacement only for A25TD14h-F03 | Q1, | | | X |
| NJW21193 | | Transistor Bipolar Power NJW1193 TO-3 | Replacement only for A25TD14h-F03 | Q2, Q3 | | | X |
| STY60NK30Z | | Transistor Mos Power Sty60nk30z | | Q5, Q6 | | | X |
| NJW21194 | | Transistor Bipolar Power NJW21194 TO-3 | Replacement only for A25TD14h-F03 | Q8, Q9 | | | X |
| NJW3281 | | Transistor Bipolar Power NJW3281 TO-3 | Replacement only for A25TD14h-F03 | Q10 | | | X |
| 2SC3263 | | Transistor Bipolar Power Npn 2sc3263 | | Q8, Q9, Q10 | | | X |
| 2SA1294 | | Transistor Bipolar Power Pnp 2sa1294 | | Q1, Q2, Q3 | | | X |
| STTH1506DPI | | Diode Power Stth1506dpi | | D1, D2 | | | X |
| PWMNATD-F01 | | Pwm Negative Side Amp. Class Td Final Assembly Type 01 | | U5 | | | X |
| PWMPATD-F01 | | Pwm Positive Side Amp. Class Td Final Assembly Type 01 | | U6 | | | X |
| MJE350I | | Transistor Bipolar Signal Mje350 Insulated | | Q11, Q21 | | | X |
| MJE340I | | Transistor Bipolar Signal Mje340 Insulated | | Q12, Q23 | | | X |
| 15V1.3W5% | | Diode Zener 15V 1.3W 5% | | D3, D4 | | | X |
| 2SJ148 | | Transistor Mos Signal 2sj148 | | Q13, Q17 | | | X |
| 2SK982 | | Transistor Mos Signal 2sk982 | | Q14, Q18 | | | X |
| BC549C | | Transistor Bipolar Signal Bc549c | | Q16, Q20, Q24, Q29, Q34, Q36, Q37, Q41, Q42 | | | X |
| BC559C | | Transistor Bipolar Signal Bc559c | | Q15, Q19, Q25, Q30, Q35, Q38, Q39 | | | X |
| HCPL2601 | | Ic Photocoupler Hcpl2601 | | U3, U4 | | | X |
| 82R.6W1% | | Resistor Metal Film 82r .6W 1% | | R48, R53 | | | X |

C48:4

Part list



| | | | | | | | |
|--------------|---|---------------------------------|--|-----------------|--|--|---|
| 1N4004 | | Diode Power 1n4004 | | D7, D8, D9, D10 | | | X |
| Q6015L5 | | Triac Q6015L5 | | Q40 | | | X |
| 4K7.6W1% | | Resistor Metal Film 4k7 .6W 1% | | R81, R87 | | | X |
| 100K.6W1% | | Resistor Metal Film 100k .6W 1% | | R82, R86 | | | X |
| 39V.4W2% | | Diode Zener 39V .4W 2% | | D29, D30 | | | X |
| 3V3.4W5% | | Diode Zener 3V3 .4W 5% | | D14, D15 | | | X |
| 18K2W5% | | Resistor Metal Film 18k 2W 5% | | R93 | | | X |
| T10A250-5x20 |  | Fuse Slow Blow 10A 250v 5x20mm | | P1, P2 | | | X |

| | | | | | | | For 115V amps |
|---------------------------|---|--|--|-----|--|--|----------------|
| Mains input filter | | | | | | | |
| MIS13003-F02-T | | MIS13003-F02-T FCT | Replaces all MisXXX type F02 (see restriction nr2) because of compatibility problems with SP100FXXX board | | | | X see below |
| T15AH250-6.3x32 |  | Fuse blow 15A 250 V 1500lr 6,3x32mm | | P7 | | | X see below |
| 56R9W5%b |  | Resistor Wire Wound 56r 9W 5% Type B | | R2 | | | X See below |
| PCSPNO40A18V |  | PC SPNO 40A 18V | | RE1 | | | X |
| PCSPCO10A12V |  | PC SPCO 10A 12V | | RE2 | | | X |
| CASOC3P230 | | Cable Assembly Socket Crimp Terminal 3pole L230mm Lab. Rev01 | | | | | x |
| CASOC5P350 | | Cable Assembly Socket Crimp Terminal 5pole L350mm Lab. Rev01 | | | | | X |

C48:4




Part list

| Chassis | | | | | | | |
|-----------|--|---|---|--|--|---|---|
| RPCE | | Rear Panel C-series Type E | | | | | X |
| IFPA-PBLK | | Interior front panel type A painted black | | | | | X |
| SPLA-PBLK | | Ide left panel type A painted black | | | | | X |
| EFPD-QS | | Exterior Front Panel Type D Q-series | Front panel Martin Audio | | | | X |
| SPRA-PBLK | | Side panel right type A painted black | | | | | X |
| RPCB | | Rear Panel C-series Type B | Replace,emt for AICO411 type XXX and below | | | | X |
| BCB-PBLK | | Bottom Cover Type B Painted Black | See Restriction nr9 on how to assemble Top and bottom cover | | | | x |
| INAICO4 | | Insulation AICO4 | See Restriction nr9 on how to assemble Top and bottom cover | | | X | |
| INAMA | | Insulation Amplifier Module type A | See Restriction nr9 on how to assemble Top and bottom cover | | | x | |
| EFPA-CS | | Exterior Front Panel Type A C-series | | | | | X |
| TCA-PBLK | | Top Cover Type A Painted Black | See Restriction nr9 on how to assemble Top and bottom cover | | | | X |

| 115v | | | | | | | |
|--------------------|---|-------------------------------|--|----|--|--|---|
| Mains input filter | | | | | | | |
| MIS13003-F52-T | | MIS13003-F52-T FCT | Replaces all MisXXX type F52 (see restriction nr2) because of compatibility problems with the SP100FXXX board | | | | X |
| T30AH125-6.3x32 |  | Fuse slow blow 30A | | P7 | | | X |
| 22R9W5% |  | Resistor wire wound 22r 9w 5% | | R2 | | | X |

C48:4

Part list

| | | | | | | | |
|------------------------|---|---|--|-----|--|--|---|
| PCSPNO40A18V |  | PC SPNO 40A 18V | | RE1 | | | X |
| PCSPCO10A12V |  | PC SPCO 10A 12V | | RE2 | | | X |
| MLUS20A115V12AW G2m |  | Mains Lead Usa 20a Plug Type Nema 5-20p 3xawg12 2m Black | | | | | X |

| Miscellaneous | | | | | | | |
|----------------------|--|--|--|--|---|---|---|
| KNBD12H3POS | | KnobD12 H3 black push-on slot | | | | X | |
| UI9Lx408a-F01 | | User interface 9ledx4ch rev08 vers a | | | | | X |
| F80x25-24HS | | Fan 80x80x25mm 24vdc High Speed | | | | | X |
| RK1-1PC-6A15x21 | | Switch Rocker Single Pole Double Trough On-On PC 6a 15x21mm | | | | | X |
| PSMR02 | | Pcb Power Switch Manual Remote rev 02 | | | | | X |
| DBPVC9.5 | | Distansbussning Pvc 9.5mm | | | | | X |
| INA25TD | | Insulation A25td | | | | | X |
| K-ICS | | Kit Installation C-series | | | | | X |
| LBRPVC3.2x8x.8 | | Låsbricka Rund PVC 3.2x8x.8 | | | | | X |
| PH2x81M | | Pin Header 2x8pole 1module | | | | | X |
| SLABL03 | | Sticker Lab.gruppen Logotype rev.03 | | | | | X |
| MLEU3x1.52mBLK | | Mains Lead Eu Plug Type Cee7/vii 3x1.5mm2 2m Black | | | | | X |
| SPPD4x40 | | Spacer Pin Plastic D4x40 | | | | | X |
| TBPI3P90F2MSR | | Terminal Block Plug In 3p 90dg Female 2module +strain Relief | | | | | X |
| VR10KLIN21H | | Potentiometer 10k Lin 21step Horizontal | | | | | X |
| MRTGF3x8FBBBRBS V | | Skruvkomb. Mrt10 3x8 Gängformad/fbb3.1x6/brb3.2x6 Svartkrom. | | | | | X |
| B580x523x150LAB3 | | Box 580x523x150mm type 0427 Cardboard White Lab.gruppen 3 | | | X | | |
| IBA | | Interior Box type A 570x119x45mm | | | X | | |
| OM-CS | | Operation Manual for C series | | | X | | |
| MLUS20A3x12AWG2 m | | Mains Lead Usa 20a Plug Type Nema 6-20p 3xawg12 2m Black | | | | | X |

C48:4

Part list

| | | | | | | | |
|--------------|--|---|---|--|---|---|---|
| PEPPCA | | Packing EPP Corner type A | | | X | | |
| POT4B04b-F01 | | Potentiometer Board 4ch Type B rev.04b Final Assembly Type01 | | | | | X |
| SCAFCCMBGD | | Sticker Caution Approvals FCC Must Be Grounded Type D | See Restriction nr9 on how to assemble Top and bottom cover | | | | x |
| SMSC48-4 | | Sticker For Mains Switch C48-4 | | | | X | |
| SUI9Lx4A | | Sticker User Interface 9led X 4 Type A | | | | | X |
| STBPC4P9011 | | Screw For Terminal Block Pcb 4pole 90dg 11mm | | | X | | |