

# ***Technical Service Tip***

## **SCBA-XXX**

***Created by: Music Tribe Brands Sweden AB Service Department***

***Date: 2018/05/17***

***Reference no: SCBA-01Ab***

---

### ***Affected models***

---

Following models are affected by this service tip:

IPD2400

### ***Affected boards/modules***

---

SCBA-01Ab

### ***Symptom***

---

Customer can experience loss of gain and/or loss of the units presets

### ***Solution***


---

Replacement of the SCBA-XXX board


## Instructions

Instructions on how to replace the SCBA-XXX board.


Start by removing the top cover




Remove the connectors shown with the pink arrows from the SCBA-XXX board



Remove the connector shown with the orange arrow placed on the SCBA-XXX board




Remove the two fan connectors





Remove the connectors from the SCBA-XXX shown with the pink arrows



Remove the screws from the SCBA-XXX shown with the pink arrows, then remove the SCBA-XXX and mount the new SCBA-01Ab

