

# ***Technical Service tip***

## ***Reduce fan noise***

***Created by: Music Tribe Brands Sweden AB Service Department***

***Date: 2018/01/10***

***Reference no: Reduce fan noise***

---

### ***Affected models***

---

Following models are affected by this rework:

D40:4L

### ***Affected boards/modules***

---

N/A

### ***Symptom***

---

Customer may experience high acoustical noise from the product fans.

### ***Solution***

---

Replace the F40x28-24HS fan to F40x20-24SHS

### ***Solution***

---


Replacing the fan will reduce noise from the fan but cause a minor performance decrease in applications with 2,67 Ohm and lower loads due to the smaller cooling capabilities of the replacement fan.

## *Instructions*


---

Remove the top cover.


Cut the two cable strings (yellow arrows) and disconnect the fan from the connector (green arrow) and remove the fan




Mount the new fan and connect it to the board



Mount two new cable ties like shown in the picture



Now place the cables like in the picture and tighten the cable strings  
Push down all excessive cable in to the fan holder like shown in the picture



Done

## History

Date	Created By	Status	Comment
------	------------	--------	---------

2018-01-10 AR	service tips	N/A