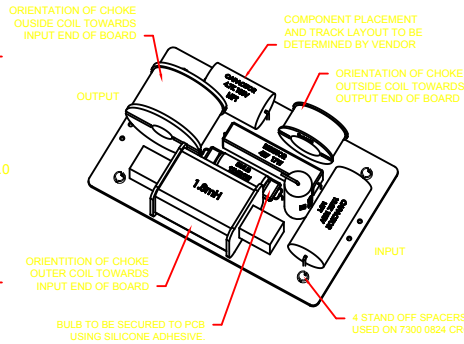
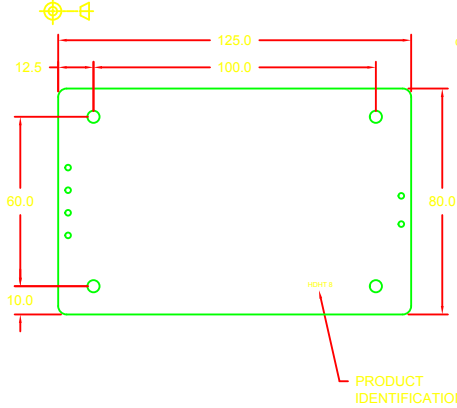


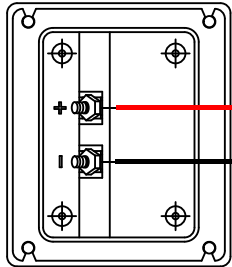
THIRD ANGLE PROJECTION



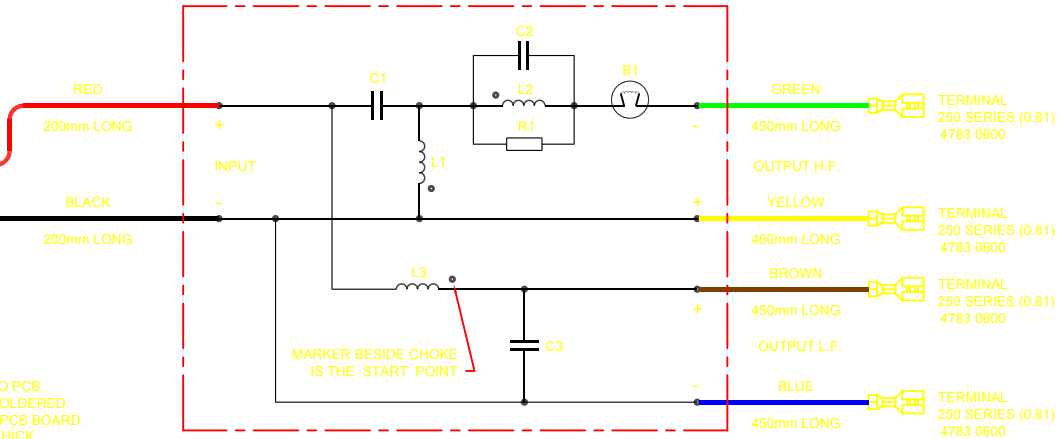
NOTE:- ORIENTATION OF CHOKES IS IMPORTANT AS IT AFFECTS THE PERFORMANCE CURVE.

B1	12V/21W		0.5ohm@25°C	3615 0046
C1	3.3uF	100V DC	±10%	POLYPROP
C2	4.7uF	100V DC	±10%	POLYPROP
C3	12uF	100V DC	±10%	POLYPROP
R1	4R7	20W	±5%	WIREWOUND
L1	1.0mH	AIRCORE	DCR 0.5ohms	1.0mm WIRE
L2	0.1mH	AIRCORE	DCR 0.2ohms	0.8mm WIRE
L3	2.0mH	LAMINATED	DCR 0.2ohms	1.2mm WIRE

TERM. PANEL - 4940 0083



- NOTE:
1. ALL WIRES HIGH PURITY OFC (16/0.2)
 2. ENSURE COMPONENTS ARE SECURED TO PCB.
 3. ALL ELECTRICAL CONNECTIONS TO BE SOLDERED.
 4. ENSURE ALL COMPONENTS ARE WITHIN PCB BOARD.
 5. PCB MATERIAL FIBREGLASS FR4 1.6mm THICK.
 6. PCB COPPER FOIL 4oz.



TANNOY
The contents, information and copyright of this document are the sole property of Tannoy Ltd and must not be published, copied or copied without the express knowledge & permission of the owners.

MATERIAL

FINISH

ALL DIMENSIONS IN MILLIMETRES

Limits of tolerance unless stated	
One place of decimal dim.	±0.2mm
Two places of decimal dim.	±0.1mm
Holes 12.0mm dia & under	+0.1 -0.0mm
Holes over 12.0mm dia.	±0.4mm

RoHS Compliant

TITLE CROSSOVER - TYPE 1600 HDHT 8

CROSSOVER - TYPE 1600 HDHT 8

A2

7300 1171

Part No. 7300 1171

First used on HDHT 8

Issue A 10/10/06 SW

B 16/11/06 GW
L2 WIRE 0.8mm WAS
0.5mm, L3 WIRE
1.2mm WAS 1.5mm,
R1 20W WAS 17W.

1 10/10/06 GW

2 09/05/07 GW
4 PLASTIC STAND
OFF SPACERS
ADDED TO
CROSSOVER
CR 8888