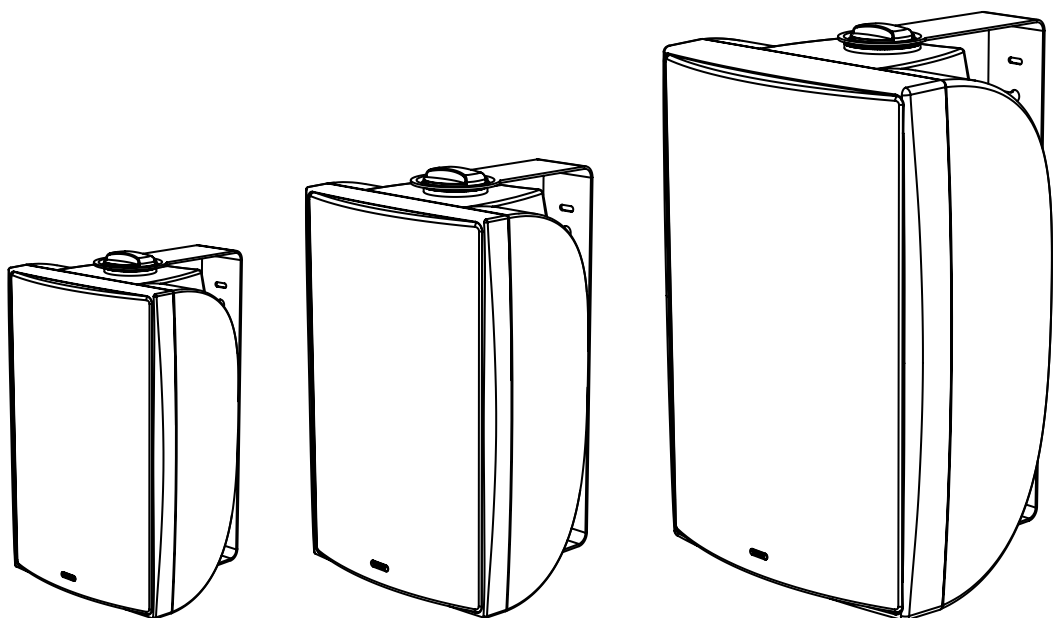


TANNOY®

DVS Series

OWNER'S MANUAL



DVS Series

CONTENTS

INTRODUCTION	02	PRODUCT DIMENSIONS	06-07
SAFETY INSTRUCTIONS	02	TECHNICAL SPECIFICATIONS	08-09
PRODUCT IDENTIFICATION	03	WARRANTY STATEMENT	10
STANDARD ACCESSORIES	04	DECLARATION OF CONFORMITY	11
INSTALLATION GUIDELINES	05		

INTRODUCTION

Designed for a wide variety of sound reinforcement applications the Tannoy DVS is an ultra compact loudspeaker system capable of delivering high sound pressure levels with extremely low distortion, resulting in outstanding clarity, definition and detail. A truly universal solution, the DVS offers outstanding durability and resistance to scuffs and knocks. Able to deliver consistent performance under a wide range of adverse conditions the DVS is suited to applications indoors or out. Available in black or white the DVS will effectively blend into most backgrounds. Utilisation of the point source loudspeaker allows the DVS to be mounted on a wall or ceiling in either horizontal or vertical orientations without affecting its performance. A range of hardware options ensures simple and effective installation. Also available with built-in line transformer. For applications requiring extended low frequency enhancement, a range of Tannoy sub-bass systems are available and can be used in conjunction with the DVS.

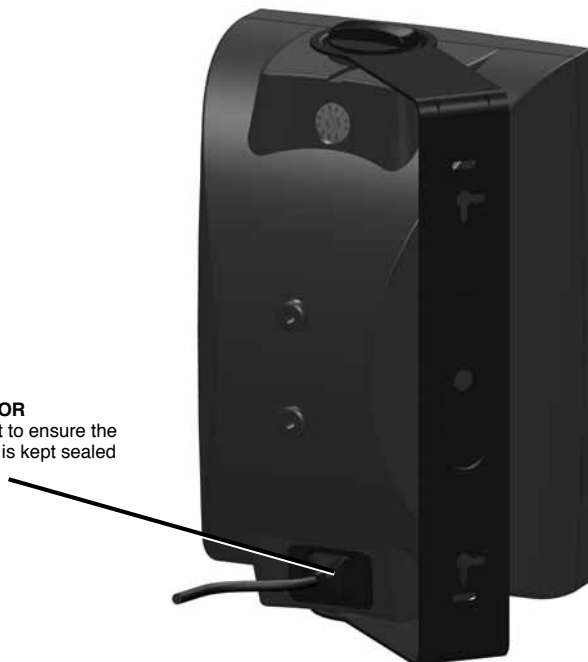
SAFETY INSTRUCTIONS

1. Read these instructions.
2. Keep these instructions.
3. Heed all warnings.
4. Follow all instructions.
5. The user is responsible for fixing the hardware to the surface to ensure safe operation. The fixings must support the weight of the product – please consult the manual's specification page for the appropriate weights. Please consult the relevant construction codes in your region for further information on suitable hardware fixing methods.
6. Tannoy will not be held accountable for any damage caused by incorrect installation.

PRODUCT IDENTIFICATION



INPUT CONNECTOR
Fit rubber grommet to ensure the
rear of the product is kept sealed

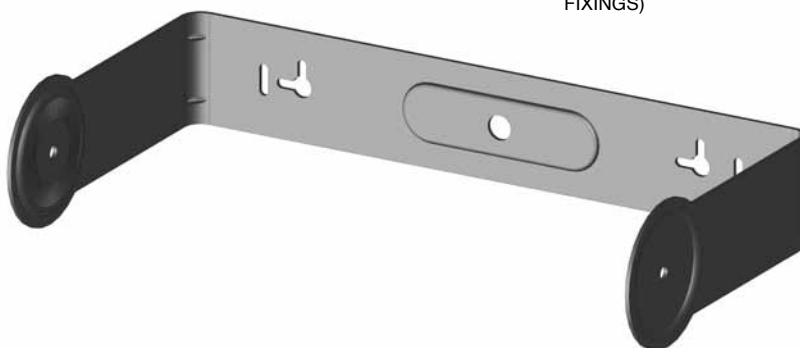


STANDARD ACCESSORIES

DINKLE SEAL



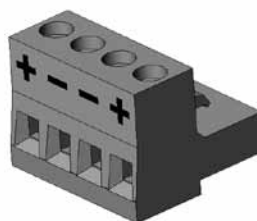
YOKE BRACKET
(SUPPLIED WITH
FIXINGS)



DVS Series



2. Feed the speaker cable through the rubber grommet then connect the euro-type plug to the wires, observing the correct polarity.

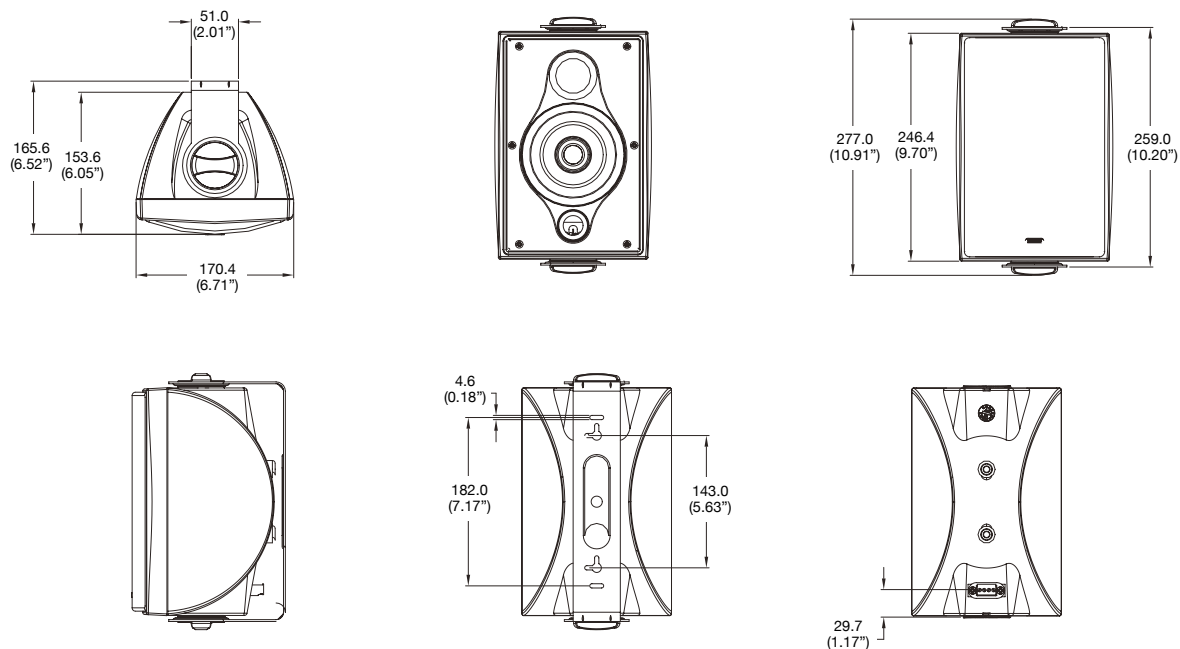


4. Offer the speaker up to the bracket and attach using the thumb screws provided.

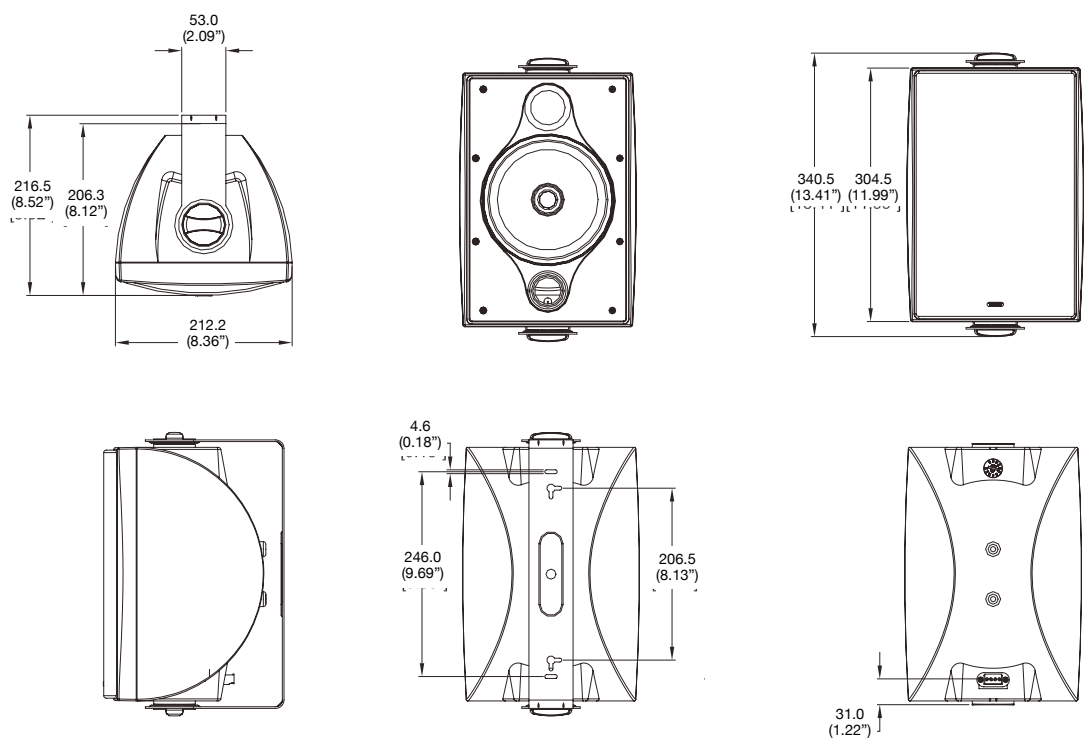


7. The DVS 6t and DVS 8t models are fitted with 60W transformers.
THE SPEAKER IS SUPPLIED IN LOW IMPEDANCE MODE.
NEVER CONNECT THE SPEAKER TO A 70/100 VOLT AMPLIFIER WHILE IT IS SET FOR LOW IMPEDANCE.

PRODUCT DIMENSIONS DVS 4

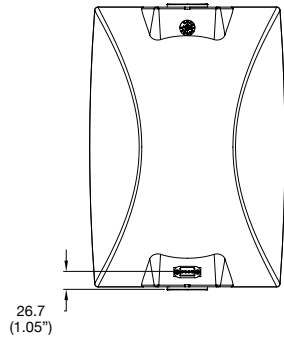
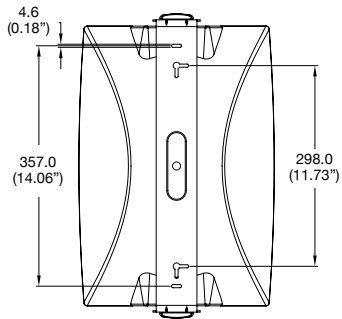
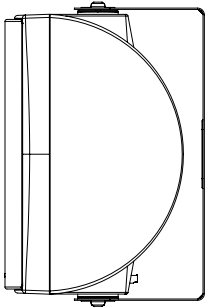
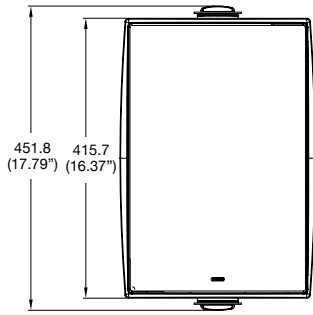
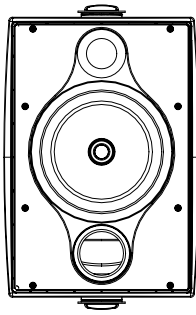
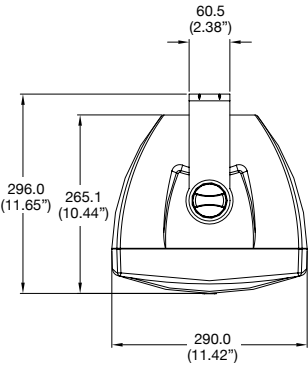


PRODUCT DIMENSIONS DVS 6



PRODUCT DIMENSIONS DVS 8

DVS Series



TECHNICAL SPECIFICATIONS

	DVS 4	DVS 6	DVS 8
PERFORMANCE			
Frequency Response (-3dB) ⁽¹⁾	75Hz - 20kHz	80Hz - 20kHz	75Hz - 20kHz
Frequency Range (-10dB) ⁽¹⁾	60Hz - 30kHz	65Hz - 30kHz	60Hz - 30kHz
System Sensitivity (1W @1m) ⁽²⁾	84dB	88dB	90dB
Dispersion (-6dB)	110 degrees conical	90 degrees conical	80 degrees conical
Transducers	Coaxial	Coaxial	Coaxial
Low Frequency	100mm (4.00") mineral loaded cone material	165mm (6.5") mineral loaded cone material	200mm (8.00") mineral loaded cone material
High Frequency	20mm (0.79)	20mm (0.79)	20mm (0.79)
Crossover	3.9kHz - 2nd order LF, 2nd order HF	4.3kHz - 2nd order LF, 2nd order HF	3.4kHz - 2nd order LF, 2nd order HF
Directivity (Q)	6.5 averaged 1kHz to 10kHz	10.6 averaged 1kHz to 10kHz	12.3 averaged 1kHz to 10kHz
Directivity (DI)	5.3 averaged 1kHz to 10kHz	9.6 averaged 1kHz to 10kHz	10.0 averaged 1kHz to 10kHz
Rated Maximum SPL ⁽²⁾	100dB (average) 106dB (peak)	105dB (average) 111dB (peak)	108dB (average) 114dB (peak)
Power Handling			
Average	40W	60W	70W
Programme	80W	120W	140W
Peak	160W	240W	280W
Recommended Amplifier Power	80W @ 6 Ohms	120W @ 6 Ohms	140W @ 6 Ohms
Nominal Impedance	6 Ohms	6 Ohms	6 Ohms
Distortion 10% Full Power	(4.9V) 2nd Harmonic 3rd Harmonic	(6.0V) 2nd Harmonic 3rd Harmonic	(6.48V) 2nd Harmonic 3rd Harmonic
250Hz	0.738% 0.772%	0.934% 0.316%	1.86% 0.12%
1kHz	0.145% 0.234%	0.292% 0.560%	1.17% 0.54%
10kHz	0.070% 0.070%	0.740% 0.050%	1.10% 0.04%
Distortion 10% Full Power	(5.5V) 2nd Harmonic 3rd Harmonic	(1.9V) 2nd Harmonic 3rd Harmonic	(2.05V) 2nd Harmonic 3rd Harmonic
250Hz	0.320% 0.311%	0.225% 0.326%	1.86% 0.12%
1kHz	0.078% 0.174%	0.082% 0.363%	1.17% 0.54%
10kHz	0.087% 0.087%	0.147% 0.066%	1.10% 0.04%
CONSTRUCTION			
Enclosure	ABS	ABS	ABS
Grille	Steel, plated and painted	Steel, plated and painted	Steel, plated and painted
Connectors	Euroblock type removable locking connector with screw terminals with "loop through" facility	Euroblock type removable locking connector with screw terminals with "loop through" facility	Euroblock type removable locking connector with screw terminals with "loop through" facility
Supplied Accessories	Yoke Bracket	Yoke Bracket	Yoke Bracket
Dimensions (H x W x D)	277.0 x 170.4 x 165.6mm (10.91" x 6.71" x 6.52")	340.5 x 212.2 x 216.5mm (13.41" x 8.36" x 8.52")	451.8 x 290.0 x 296.0mm (17.79" x 11.42" x 11.65")
Net Weight	1.8kg (3.96lbs)	3.1kg (6.83lbs)	5.3kg (11.67lbs)
Shipped Weight	5.4kg (11.9lbs)	8.6kg (11.9lbs)	14.6kg (32.16lbs)
Packed quantity	2	2	2

TECHNICAL SPECIFICATIONS

	DVS 4t	DVS 6t	DVS 8t
TRANSFORMER VERSIONS			
Transformer setting	Rotary switch	Rotary switch	Rotary switch
Transformer Taps			
70V	30W / 115W / 7.5W / 3.75W / & low Impedance operation	60W / 30W / 15W / 7.5W & low Impedance operation	60W / 30W / 15W / 7.5W & low Impedance operation
100V	30W / 7.5W / 15W & low Impedance operation	60W / 30W / 15W & low Impedance operation	60W / 30W / 15W & low Impedance operation
Net Weight	2.3kg (5.07lbs)	4.1kg (9.03lbs)	6.3kg (13.88lbs)
Shipped Weight	6.2kg (13.66lbs)	10.6kg (23.35lbs)	16.6kg (36.56lbs)
Packed quantity	2	2	2

Notes

- (1) Average over stated bandwidth. Measured at 1 metre on axis in an anechoic chamber
 (2) Unweighted pink noise input, measured at 1 metre in an anechoic chamber

A full range of measurements, performance data, and Ease™ Data can be downloaded from www.tannoy.com

Tannoy operates a policy of continuous research and development. The introduction of new materials or manufacturing methods will always equal or exceed the published specifications, which Tannoy reserves the right to alter without prior notice. Please verify the latest specifications when dealing with critical applications.

WARRANTY**No maintenance of the DVS loudspeaker is necessary.**

All of our products have been produced and tested with care and precision to give first-class service.

All passive components are guaranteed for a period of five years from the date of purchase from an authorised Tannoy dealer subject to the absence or evidence of misuse, overload, or accidental damage.

If at any time during this warranty period the equipment proves to be defective for any reason other than accident, misuse, neglect, unauthorised modification or fair wear and tear, we will repair any such manufacturing defect or, at our option, replace it without charge for labour, parts or return carriage.

If you suspect a problem with a Tannoy product then, in the first instance, discuss it with your Tannoy dealer. If you require further assistance then we ask that you deal directly with your local Tannoy distributor. If you cannot locate your distributor please contact Customer Services, Tannoy Ltd at the address given below.

Customer Services, Tannoy Ltd., Rosehall Industrial Estate, Coatbridge, Strathclyde ML5 4TF, Scotland

Telephone:	01236 420199	(National)
	+44 1236 420199	(International)
Fax:	01236 428230	(National)
	+44 1236 428230	(International)
E-mail:	enquiries@tannoy.com	
	service@tannoy.com	

Service Info, TC Group Americas

Telephone:	(800) 565-2523 (toll free)
	(519) 745-1158
Fax:	(519) 745-2364
E-mail:	support@tcg-americas.com
Web:	www.tcggroup-americas.com

DO NOT SHIP ANY PRODUCT TO TANNOY WITHOUT PREVIOUS AUTHORISATION

PLEASE NOTE: In order to direct you to the appropriate service facility a return authorization and instructions must be issued in advance- do not send any equipment to any Tannoy or TC Group Americas facility without prior authorization or it will be refused. In some cases a local service facility can be recommended.

Our policy commits us to incorporating improvements to our products through continuous research and development. Please confirm current specifications for critical applications with your supplier.

DECLARATION OF CONFORMITY

The following apparatus is manufactured in China for Tannoy Ltd of Rosehall Industrial Estate, Coatbridge, Scotland, ML5 4TF and conform(s) to the protection requirements of the European Electromagnetic Compatibility Standards and Directives relevant to Domestic Electrical Equipment. The apparatus is designed and constructed such that electromagnetic disturbances generated do not exceed levels allowing radio and telecommunications equipment and other apparatus to operate as intended, and, the apparatus has an adequate level of intrinsic immunity to electromagnetic disturbance to enable operation as specified and intended.

Details of the Apparatus:	Tannoy Contractor Loudspeaker
Model Number:	DVS
Associated Technical File:	EMCi6
Applicable Standards:	EN 50081-1 Emission EN 50082-1 Immunity



Signed:	
Position:	Director of Engineering
Date:	19th Jan. 11

Tannoy (Direct UK)
TCGI (ROW sales)
TCGA (Americas sales)
Tannoy Middle East

T: 00 44 (0) 1236 420199
T: 00 45 8742 7000
T: 00 1 (519) 745 1158
T: 00 971 (04) 4401208

E: enquiries@tannoy.com
E: info@tcgroup-international.com
E: info@tcgroup-americas.com
E: enquiries@tannoy.com



6481 0584 / 1111

Tannoy adopts a policy of continuous improvement and product specification is subject to change.

tannoy.com