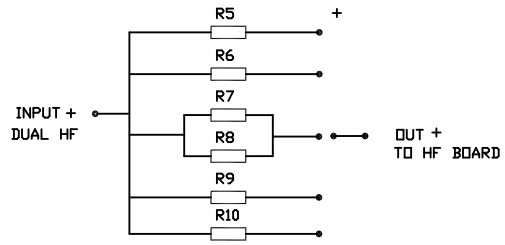
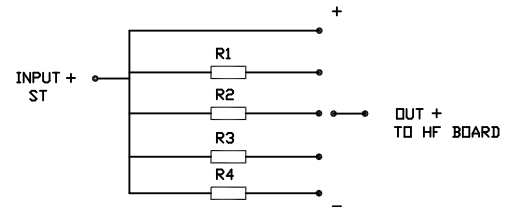
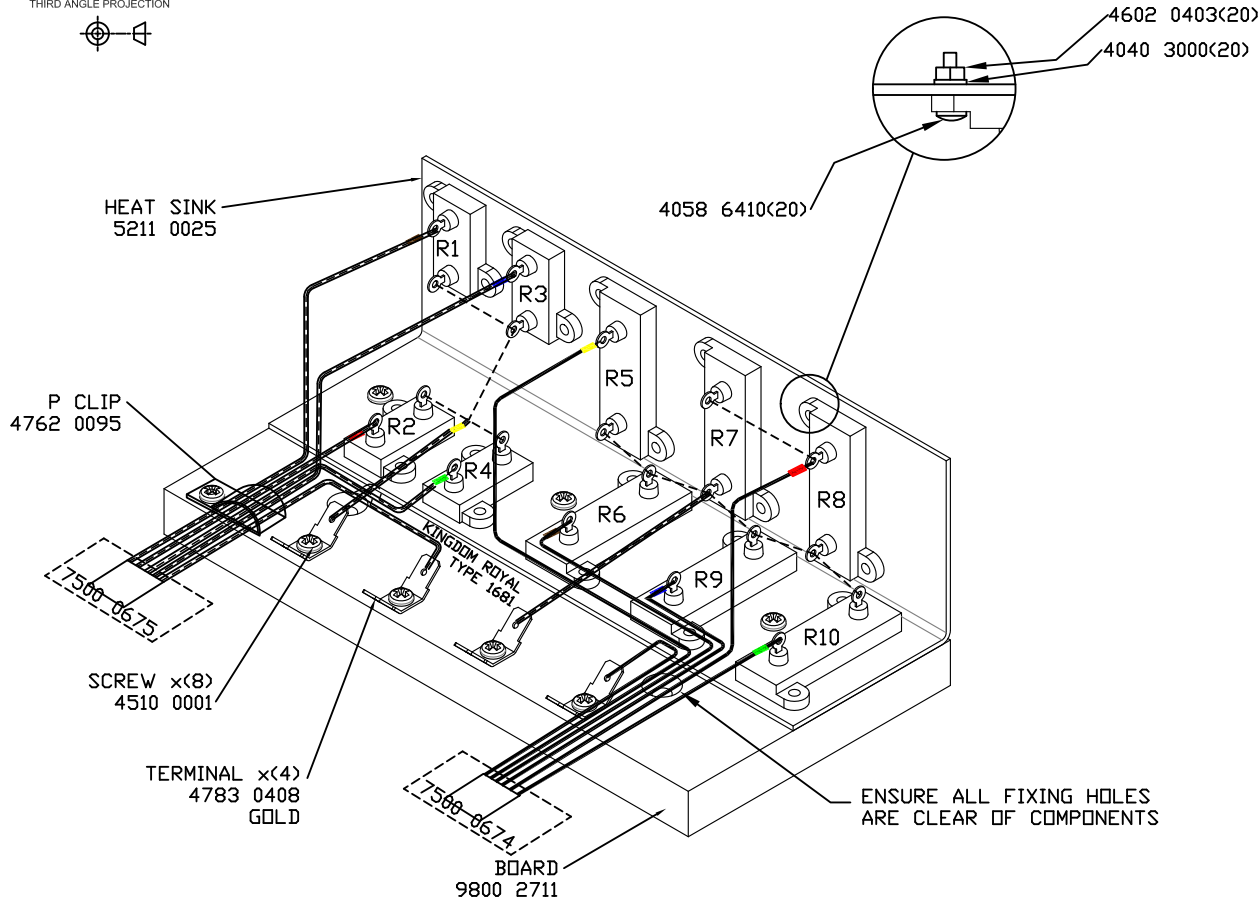


THIRD ANGLE PROJECTION



----- INDICATES POSITIONS OF SILVER LINK WIRE 1134 6062
 - - - - - INDICATES POSITIONS OF SILVER LINK WIRE WITH PTFE SLEEVING 4870 0151
 _____ DYAIDE LINK WIRE 1134 6145

R1	1R0	25W	2252 0220
R2	2R2	25W	2252 0222
R3	3R3	25W	2252 0223
R4	4R7	25W	2252 0224
R5	2R2	50W	2252 0202
R6	3R3	50W	2252 0203
R7	6R8	50W	2252 0212
R8	10R	50W	2252 0205
R9	4R7	50W	2252 0204
R10	5R6	50W	2252 0211

- NOTES: 1. PRINT TYPE NUMBER ON BOARD.
 2. SEE DRAWING 7300 1277 FOR HF CROSSOVER SCHEMATIC.
 3. ALL RESISTORS MUST BE FIXED WITH SILICON GREASE.

Part No.	7300 1288
First used on	KINGDOM ROYAL
Issues	A 27/08/09 MS
	B 09/07/10 MS
	4510 0001 WAS
	4510 0006

TANNOY.
 The contents, information and copyright of this document are the sole property of Tannoy Ltd and must not be published applied or copied without the express knowledge & permission of the owners.

MATERIAL	FINISH
TITLE CROSSOVER - HF/ST TYPE 1681 KINGDOM ROYAL	

ALL DIMENSIONS IN MILLIMETRES	RoHS Compliant
Limits of tolerance unless stated:	
One place of decimal dim.	Drawn
Two places of decimal dim.	Checked
Holes 12.0mm dia & under	Approved
Holes over 12.0mm dia.	Scale 1:1