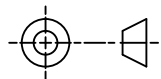
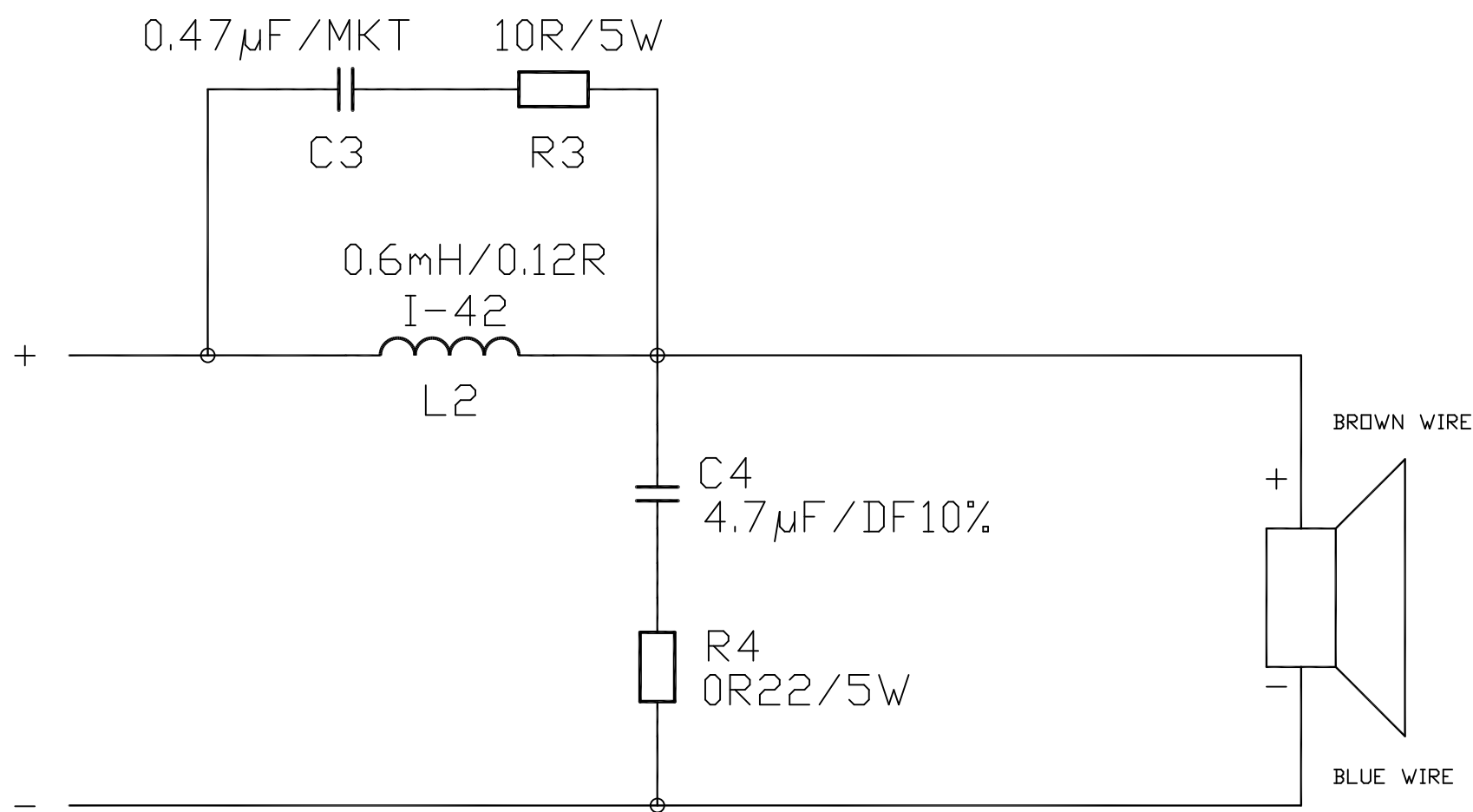
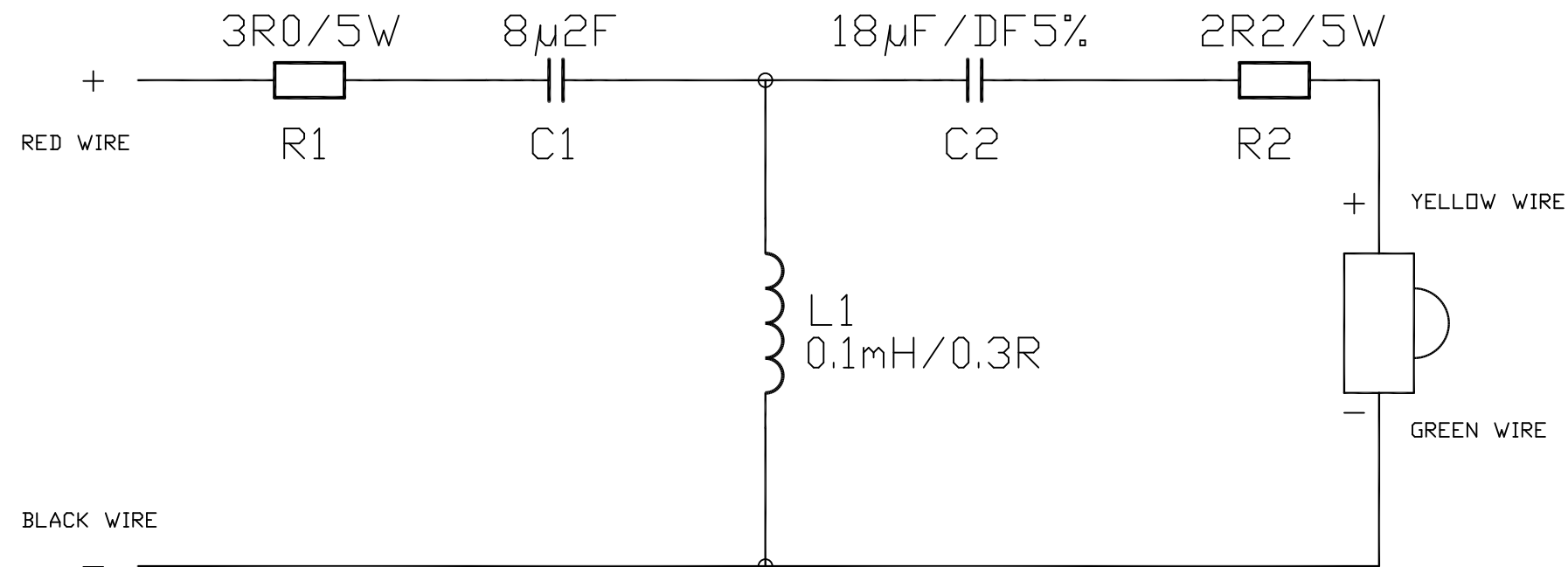


THIRD ANGLE PROJECTION



SCHEMATIC DIAGRAM



ITEM	DESCRIPTION	QTY	
CAPACITOR	C1	8µF POLYESTER, 100V/10%	1
	C2	18.µF /DF5%	1
	C3	0.47µF /MKT	1
	C4	4.7µF /DF10%	1
COIL	L1	0.1mH/0.3R	1
	L2	0.6mH/0.12R I-42	1
RESISTOR	R1	3R0/5W	1
	R2	2R2/5W	1
	R3	10R/5W	1
	R4	0R22/5W	1

TERMINATION PANEL - SINGLE WIRE
AS PER APPROVED SAMPLE

WIRING - SILVER PLATED DFC
AS PER APPROVED SAMPLE

Part No. 7300 1427

First used on
MERCURY VRI

Issues
A 17/05/13 MP

FOR ESTIMATING PURPOSES ONLY
NO TOOLING OR PRODUCTION
PARTS TO BE MADE TO THIS
DRAWING

TANNOY

The contents, information and copyright of this document are the sole property of Tannoy Ltd and must not be published applied or copied without the express knowledge & permission of the owners.

MATERIAL

FINISH

ALL DIMENSIONS IN MILLIMETRES

Limits of tolerance unless stated:

One place of decimal dim.

Two places of decimal dim.

Holes 12.0mm dia & under

Holes over 12.0mm dia.

RoHS Compliant

Drawn

Checked

Approved

Scale

TITLE CROSSOVER ASSY - TYPE 1777 - MERCURY VRI

CROSSOVER ASSY - TYPE 1777 - MERCURY VRI

A2

7300 1427