
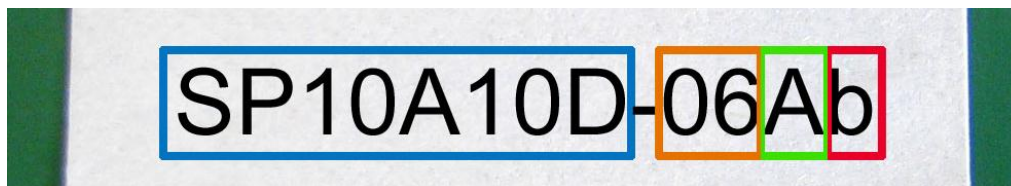
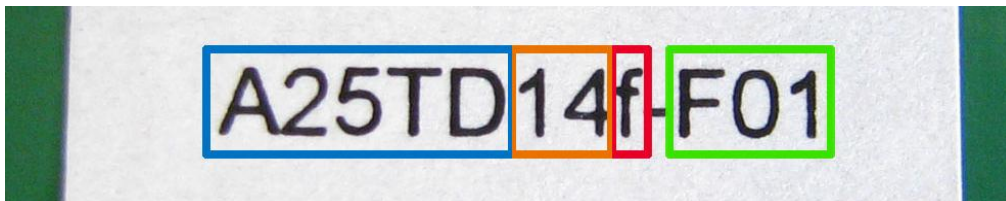


Restriction number 6



- | | |
|----|----------------------------------|
| 1. | Locate your item number sticker. |
|----|----------------------------------|



- | | | | | | | | | | |
|---------------------------------------|---|---------------------------------------|---|---------------------------|--------------------------|-------------------------|--|--------------------|------------------------|
| 2. | <p>This is how the item numbers should look like (see examples below)
Brief explanation of the structure; (Ex. A25TD14f-F01) (SP10A10D-06Ab)</p> <table style="width: 100%; border: none;"> <tr> <td style="width: 50%; border: none;">A25TD – Name of the main item.</td> <td style="width: 50%; border: none;">SP10A10D– Name of the main item</td> </tr> <tr> <td style="border: none;">14 – PCB revision.</td> <td style="border: none;">06 – PCB revision</td> </tr> <tr> <td style="border: none;">f – BOM version.</td> <td style="border: none;">A – Type (letter A is equivalent to F01, B=F02 and so on)</td> </tr> <tr> <td style="border: none;">F01 – Type.</td> <td style="border: none;">b – BOM version</td> </tr> </table> | A25TD – Name of the main item. | SP10A10D – Name of the main item | 14 – PCB revision. | 06 – PCB revision | f – BOM version. | A – Type (letter A is equivalent to F01, B=F02 and so on) | F01 – Type. | b – BOM version |
| A25TD – Name of the main item. | SP10A10D – Name of the main item | | | | | | | | |
| 14 – PCB revision. | 06 – PCB revision | | | | | | | | |
| f – BOM version. | A – Type (letter A is equivalent to F01, B=F02 and so on) | | | | | | | | |
| F01 – Type. | b – BOM version | | | | | | | | |




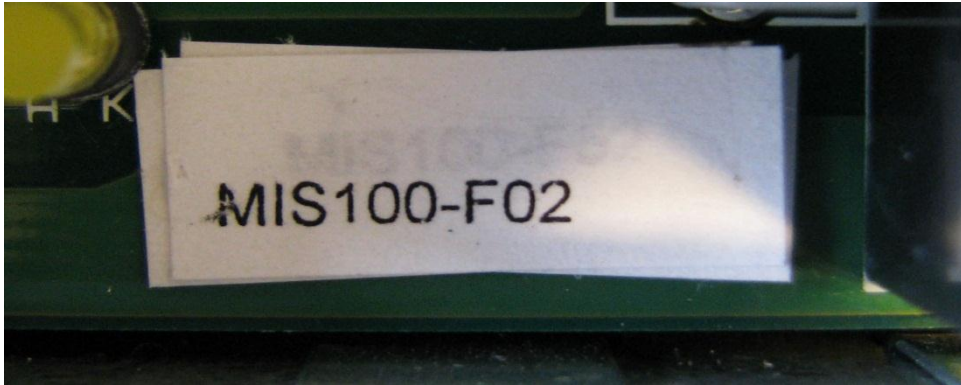
- | | |
|----|--|
| 3. | <p>If the item number sticker doesn't contain the PCB revision number, then you can find it on the PCB itself see instructions below.</p> <p>For C-Series only</p> <p>If you can't find the BOM version, see the C-Series combination (restriction nr4) matrix for the exact spare part.</p> <p>Below you can see instructions on how you find the PCB revision number on A25TD, AICO4, MIS100 and SP100F</p> |
|----|--|



AICO4



MIS100



SP100F

