

Technical Service Bulletin No. 41

Created by: Music Tribe Brands Sweden AB Service Department

Date: 2017/11/20

Reference no: BP4DA1U

Affected models

Following models are affected by this rework:

BP4DA1U-XXX rework.

D10:4L

D20:4L

D40:4L

Affected boards/modules

BP4DA1U-BP4DA1U-03Ae and below.

BP4DA1U-04Ab

BP4DA1U-04Aa

Symptom

Costumer can experience loss of performance

Solution


Replacement of the BP4DA1U-XXX ribbon-cables or replace the BP4DA1U-03Af

Instructions


Remove the top cover.

Instructions on how to Remove the BP4DA1U-XXX board.


Start by cutting the cable ties shown in the picture.




Remove the cables shown in the picture below




Remove the ribbon cable attached to the BP4DA1U-XXX




Remove the flatflex cable



Remove the A-DMOS board




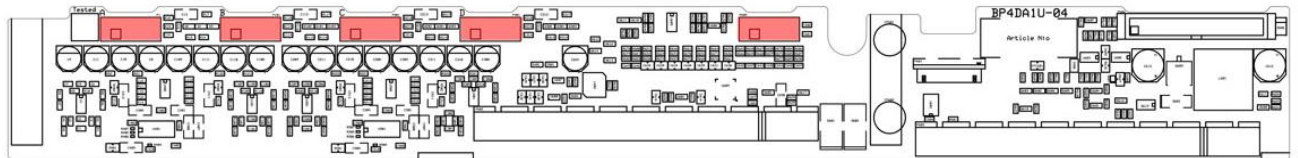
Remove the A-LP4A4D



Follow this instruction backwards to reassemble the unit

Modify BP4DA1U-XXX.

Replace highlighted ribbon-cables (5pcs). If you replace the cables make sure to write SB41 on the board



Test after assembly

Make sure that all the fans are running.
 Make sure that you have audio on all channels.
 Make sure that the channels are connected correct.
 Channel A from the output A and so on

History

Date	Created By	Status	Bulletin no.	Comment
2017-12-04	AR	Active	41	N/A